

Contents

PHARMACEUTICAL VALIDATION

<i>Table of Contents</i>	VII
<i>Acronyms - Abbreviations</i>	XIII
Introduction	XIV
Preface	XV
Forward	XVI

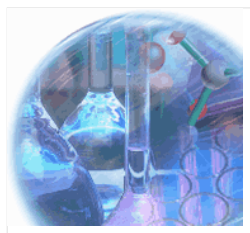
Book ONE

Introduction and Tablets IR

Table of Contents – Cumulative TOC for Books No I – 4	1.1
Process Validation – Keep it simple	1.2
Tablet IR Development Guide	1.3
Process Validation	1.4
Validation Batch Guidelines and Tabulations	1.5
Validation – Dissolution and Process with Tabulations	1.6
Pivotal Validation Batch Guidelines and Tabulations	1.7
Auditing the complete validation batch	1.8

ORAL TABLETS - Immediate Release

Model system for a process change – Process Validation	1.9
Azithromycin Tablets 500mg Process Validation Protocol	1.10
Azithromycin Tablets 600mg Process Validation Protocol + Flow Chart	1.11
Azithromycin Tablets 250/500/600mg – Analytical comparisons (Dissolution)	1.11
Bisoprolol and HCT (Ziac) 2,5/6.25mg Process Qualification Protocol	1.12
Bisoprolol and HCT (Ziac) 10/6.25mg Process Qualification Protocol	1.13
Bisoprolol and HCT (Ziac) 10/6.25mg Pivotal Lot Qualification	1.14
Carbamazepine ER 400mg Pivotal Lot Report – Pivotal validation process	1.15
Diclofenac Potassium 50mg - Process Qualification Protocol + full Report	1.16
Gemfibrocil 600mg Process Qualification Protocol + Report	1.17
Isosorbode 20mg Prospective Validation Protocol	1.18
Levodopa and Benzeride 250/50mg Process Qualification Protocol + Report	1.19
Metformin 500 & 850mg Pivotal Lot Process Validation	1.20
Etodolac ER 600mg Tablets Prospective Validation Protocol + Master Formula in-process specifications and Flow Chart	1.21
Ofoxacin Tablets 100 200 300 400 mg – Entire full length Process Qualification Report (40 pages)	1.22
Process Validation summarized schematic diagrams and flow charts – Big Picture (8 pages)	1.23



Contents

Book ONE

Tablets - Controlled Release Section

Tablet CR Development Guide	1.24
Felodipine ER Tablets 5 + 10 mg Process Qualification Protocol + Report	1.25
Pentoxifyllin ER 400mg Tablets Prospective Validation Protocol + Flowchart	1.26
Process Validation summarized schematic diagrams and flow charts – Big Picture (8 pages)	1.27

Tablets - Delayed Release (Enteric Coated)

Tablet DR Enteric Coated Development Guide	1.28
Diclofenac 50 / 75mg EC Tablets Full Retrospective Validation Report Master formula and Process manufacturing Flowcharts	1.29
Naproxen EC 375 + 500mg Development Validation Results Formulation process And formula comparison charts	1.30
Naproxen EC 375 mg Prospective Validation Protocol & Process Flowchart	1.31
Naproxen EC 500mg Prospective Validation Protocol & Process Flowchart	1.32
Process Validation summarized schematic diagrams and flow charts – Big Picture (8 pages)	1.33

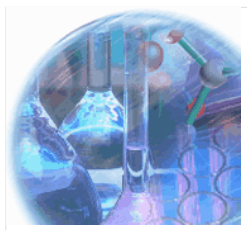
Book TWO

Capsules IR

Table of Contents – Cumulative TOC for Books No I – 4	2.1
Capsules IR Development Guide	2.2
Qualification of anti-oxidant excipient - Chart	2.3
Fruzemide 200mg Capsules Process Validation Protocol + Flowchart	2.4
Gabapentin 100/200/300/400mg Capsules Process Validation Report + Chart	2.5
Qualification of anti-oxidant excipient - Chart	2.6
Process Validation summarized schematic diagrams and flow charts – Big Picture (8 pages)	2.7

Capsules ER

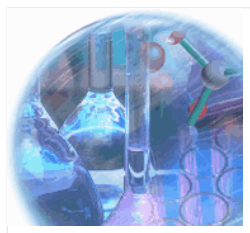
Capsules ER Development Guide	2.8
ER Capsules Process Validation	2.9
Process Validation Stability and Statistics	2.10
Development Procedures and Development Report – ETOLAC ER Tabs	2.11
Process Validation Summarized Schematic Diagrams and Flow Charts – Big Picture (8 pages)	2.12/13



Contents

Book TWO

Capsules Soft Gelatin	Section
Capsules Soft Gelatin Development Guide	2.14
EGC Validation Batch Guidelines – Overall Validation Plan	2.15
Process Validation Tabulations	2.16
Protocol Requirements	2.17
Process Validation summarized schematic diagrams and flow charts – Big Picture (10 pages)	2.18
Oral Liquids	
Oral Liquids Development Guide	2.19
Oral Liquids Development Flowchart	2.20
Overall Process Validation Plan – Oral Liquids	2.21
Process Validation Protocol – Bulk Oral Liquids - SOP	2.22
Validation of Microbial Limits Test Methods	2.23
Non specific Validation Protocol – Oral Liquid Dosage Forms	2.24
Process Validation Summarized Schematic Diagrams and Flow Charts – Big Picture (8 pages)	2.25
Oral Suspensions	
Oral Suspensions Development Guide	2.26
Overall Process Validation Plan – Oral Suspensions (+ Reconstitution)	2.27
Suspensions (+ Reconstitution Validation Sampling and testing Protocol)	2.28
Suspensions Validation Protocol for Content Uniformity	2.29
Process Validation summarized schematic diagrams and flow charts – Big Picture (8 pages)	2.30
Topical Semisolids (Creams/Gels & Ointments)	
Topical semisolids Development Guide	2.31
Overall Process Validation Plan – Topical Semisolids	2.32
Miconazole Cream 2% - Process Qualification Protocol	2.33
Miconazole Cream 2% - Development Expert Report	2.34
Process Validation Summarized Schematic Diagrams and Flow Charts – Big Picture (8 pages)	2.35
Development SOPs	
Index of Pharmaceutical Standard Operating Procedures	2.36
Index of Analytical Standard Operating Procedures	2.37
Index of Microbiological Standard Operating Procedures	2.38
Index of Stability Standard Operating Procedures	2.39



Contents

Book THREE

Sterile Ophthalmics (Drops, Suspensions) Section

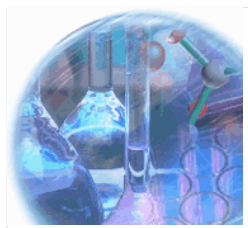
Table of Contents – Cumulative TOC for Books No 1 - 4	3.1
Developing the ophthalmic Formula from A to Z	3.2
Ophthalmic Development - Product Development Guide	3.3
Ophthalmic Process Validation – Overall Validation Plan	3.4
Process Validation Protocol – Bulk Sterile Ophthalmic Solutions	3.5
Prospective Validation Protocol – DORZOAMIDE 2% Sterile Solution	3.6
Prospective Validation Protocol – TIMOLOL 0.25% Sterile Solution	3.7
Prospective Validation Protocol – TIMOLOL 0.5% Sterile Solution	3.8
Process Validation Summarized Schematic Diagrams and Flow Charts – Big Picture (8 pages)	3.9

Sterile Injections (IV/IM) Solutions + Suspensions

Ophthalmic Development - Product Development Guide	3.10
Injections Sterile Process Validation – Overall Validation Plan	3.11
Process Validation Protocol – Bulk Sterile Parental Solutions	3.12
Validation Aseptic Manufacturing Procedure – Sterile Injections	3.13
Vacomylin HCl 1000mg/vial – Lyophilization Validation Protocol	3.14
Aciclovir Na 250mg/vial – Lyophilization Validation Protocol	3.15
Cefuroxime Na 750mg/1.5g/vial – Sterile Validation Protocol	3.16
Process Validation summarized schematic diagrams and flow charts – Big Picture (8 pages)	3.17
Sterile Validation Guideline	3.18

Analytical Method Validation (HPLC UV +TLC)

Analytical Validation Procedures – Understanding Analytical Validation	
Bioanalytical Method Validation	3.19
Analytical Method Validation Procedures for HPLC UV and GC made easy	3.20
Pentoxifilin ER – Validation Protocol and Report with results	3.21
Mesalamine DR – Validation Protocol and Report with results (impurity)	3.22
Sotolol HCl 80/120/160/240mg Analytical Dissolution Method Validation	3.23
Cleaning and Passivation Procedures	3.24
Species Identification of Microbiological Isolates – Sterile Production Units	3.25
OOS-of-Specification Results – Big Picture	
OOS-of-Specification Results – Test Results	3.26
IQOQ – Laboratory Dissolution Equipment	3.27



Contents

Book FOUR

Section

Table of Contents – Cumulative TOC for Books No I – 4

4.1

Analytical Method Validation (HPLC, GC, UV +TLC)

Bromhexine Liquid Assay and IDD Test Protocol	4.2
Folic Acid Assay and IDD Test Protocol	4.3
Fluoxetine Dissolution Validation HPLC Test	4.4
Tablet Etodolac 500mg Dissolution Validation UV Test	4.5
Fluoxetine HCl 10 + 20 mg Stability Indicating Assay Validation	4.6
Indomethacin 100mg Suppository Validation Protocol	4.7
Levodopa and Benserazide 100/25mg 200/50mg Stability Study Validation	4.8
Tamoxifen Citrate 10/20/40 mg Stability Indicating Validation (Stressed)	4.9
Tamoxifen Citrate 10/20/40 mg Dissolution Validation	4.10
Ticlopidine HCl 250mg Prospective Validation	4.11

Equipment Calibration Procedures

Calibration Requirements for Laboratory Dissolution Equipment	4.12
Laboratory Equipment Calibration Sheets	4.13
Hardness tester, Balances, Thermostat, DCC controller, Timer, Pressure	4.14
Standard Calibration Record	4.15

Cleaning Validation & Procedures

Pharmaceutical Cleaning Procedures	4.16
Cleaning Limits	4.17
Cleaning Procedures - Dos and Don'ts	4.18
Cleaning Procedures – Aseptic Containers 10L – 200L	4.19
Cleaning Verification – GLIPIZIDE ER 10mg Tablets	4.20
Analytical Method for Cleaning and Verification	4.21
Analytical UV Method Cleaning Verification – SOTOLOL 80 -120mg Tabs	4.22
Rinse Liquid Method - Cleaning Verification – Paclitaxel conc. injection	4.23
Analytical UV Method Cleaning Verification – TRAMADOL 50mg Caps	4.24

IQ OQ PQ Validation Protocols

IQOQ Laboratory Equipment	4.25
---------------------------	------

Equipment Validation – Specific Units + HVAC

Validation of WFI, Pure Steam Systems, Compressed Air Systems	4.26
Validation of Vial Washing Machine, Nitrogen Systems, Autoclave	4.27
Validation of Dry Heat Ovens, Sterilizing Tunnel, Lyophilizer, HVAC System	4.28
Validation of Equipment and Machines	4.29
Validation of Purified Water	4.30
Pre-approval Inspections – (Post Validation)	4.31

ISSN 0793 8756

*An on-going series**Additional Volumes in Preparation*

ISBN 0793 8640 - Electronic Version
 Handbook Development 24 Volume Series
 ISSN Series Number 0793 7792 - Electronic Version

EDITORIAL PREFACE

Handbook of Generic Development - Oral Capsule Dosage Form

This handbook represents the **new** International Edition of the ongoing **24** volume series of Generic Drug Development and appears under the cumulative title of the Handbook series of Generic Drug Development. The ongoing series is updated annually at the end of each year.

This is an ongoing process as new data, specifications and process techniques are added on a continual and expanding basis. This handbook is fact, never fully complete, as each new annual edition brings an enlarged and extended profile in the drug development process, as well as new agency rules, guidelines and guidance to industry which continues to be added year by year as the global product data base expands.

Currently over 150 scientific publications and drug development conferences are annually referenced in the **24** volume Handbook series of Generic Drug Development.

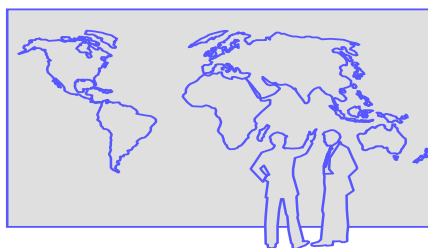
This mammoth task presents a continual ongoing commitment by the scientific review committee to the improvement of the technical databases and the product specific drug development requirements and know-how technology accessed through the world wide IAGIM joint ventures and know-how projects currently active in over 15 countries.

The Handbook is available in electronic format (CD ROM) and the e-format is up-dated annually to association members of IAGIM.

This **updated** international edition of the Handbook has been redesigned and updated to meet the latest Guidance for Industry - Organization of an Abbreviated New Drug Application as well as all current approved and key *draft* and final agency guideline requirements

Editorial Advisory

Board.



ISSN 0793 8632

An on-going series

Additional Volumes in Preparation

General Drug Development Series ISSN 0973 7601

Electronic Drug Development Series ISSN 0973 761X



International Edition



© COPYRIGHT Locum Int.

